

# THE JIMSON



Craftsman - Scheme 2



Hacienda - Scheme 6



Dimensions are approximate, may differ from actual plans and are subject to change without notice. Floor plans vary per elevation. Windows, doors and ceilings may vary on options and alternate elevations selected. Specifications, equipment, plans and pricing are subject to change without notice. Renderings (elevations and landscaping) are artist's conception only. Some optional features may or may not be shown. Optional items indicated are available at additional cost. This brochure is for illustrative purposes only and not part of a legal contract. Speak with a William Ryan Homes Sales Representative for complete information.  
Copyright © 2018 William Ryan Homes, Inc. All Rights Reserved.

Rev. 20190408



[williamryanhomes.com](http://williamryanhomes.com)

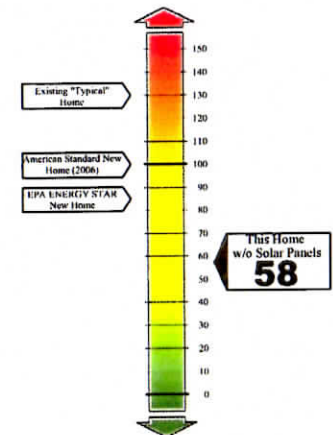
# THE JIMSON

2,199 Square Feet

To see flexible options for this home, view our interactive floor plans at [www.WilliamRyanHomes.com](http://www.WilliamRyanHomes.com)



**HERS® Index**  
The HOME ENERGY RATING SYSTEM  
is your home's "miles per gallon". The  
LOWER the BETTER.



Spanish - Scheme 10



Dimensions are approximate, may differ from actual plans and are subject to change without notice. Floor plans vary per elevation. Windows, doors and ceilings may vary on options and alternate elevations selected. Specifications, equipment, plans and pricing are subject to change without notice. Renderings (elevations and landscaping) are artist's conception only. Some optional features may or may not be shown. Optional items indicated are available at additional cost. This brochure is for illustrative purposes only and not part of a legal contract. Speak with a William Ryan Homes Sales Representative for complete information.  
Copyright © 2018 William Ryan Homes, Inc. All Rights Reserved.

Rev 20190408



[williamryanhomes.com](http://williamryanhomes.com)



# THE JIMSON

Broadleaf-Verrado

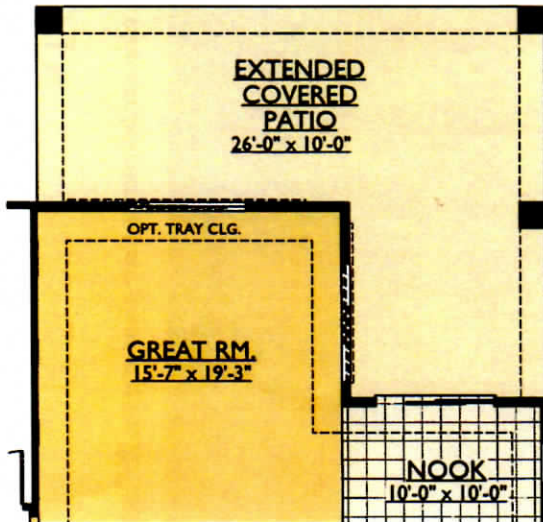
2,199 Square Feet Single Story

4 Bedrooms • 3 Bath • 2 Car Garage • Great Room

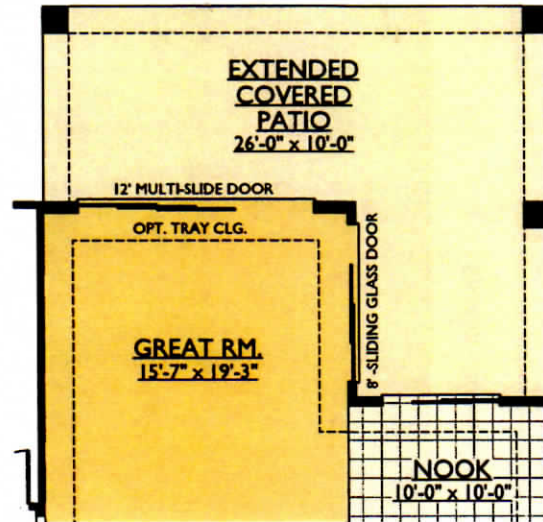
Optional: Extended Covered Patio • 2ft Garage Extension • Tandem Garage llo Bedroom 4

Spa Bath • Super Shower • Cornerless Doors • Multi Slide Doors

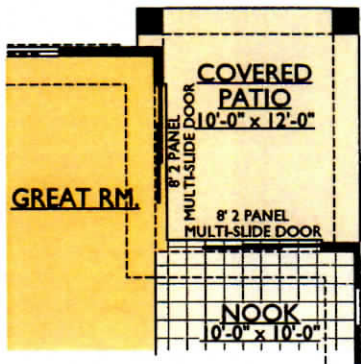
To see flexible option for this home, view our interactive floor plans at [www.WilliamRyanHomes.com](http://www.WilliamRyanHomes.com)



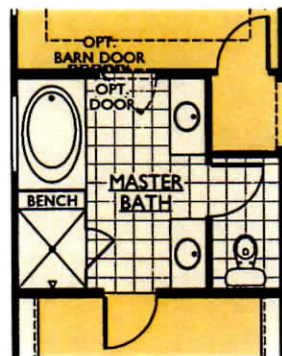
OPT. EXTENDED COVERED PATIO



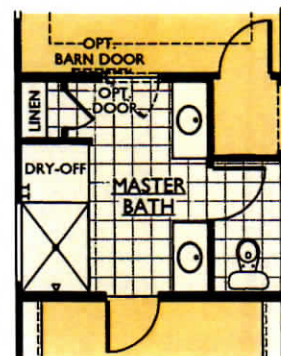
OPT. EXTENDED COVERED PATIO W/  
MULTI-SLIDE DOORS



OPT. CORNERLESS DOORS



OPT. SPA BATH



OPT. SUPER SHOWER  
IN MASTER BATH



Dimensions are approximate, may differ from actual plans and are subject to change without notice. Floor plans vary per elevation and community. Images may not be shown to scale. Windows, doors and ceilings may vary on options and alternate elevations selected. Specifications, equipment, plans and pricing are subject to change without notice. Renderings (elevations and landscaping) are artist's conception only. Some optional features may or may not be shown. Optional items indicated are available at additional cost. This brochure is for illustrative purposes only and not part of a legal contract. Speak with a William Ryan Homes Sales Representative for complete information. Copyright © 2014 William Ryan Homes, Inc. All Rights Reserved.

[williamryanhomes.com](http://williamryanhomes.com)

