

THE SAPPHIRE

Approx. 2,040 sq. ft. | 1 story | 5 bedrooms | 2-car garage | Plan #P920



ELEVATION C

ABOUT THE SAPPHIRE

This Seasons Collection floor plan boasts a versatile ranch-style layout packed with personalization options. Work from home? Opt for a study in lieu of one of the five bedrooms, or add a tech center off the entryway. Want some flex space? Bump out the 2-car garage for extra storage or a workshop, or opt for a teen room in lieu of one of the bedrooms. In addition to the ability to make this floor plan your own, you'll also appreciate a covered patio with sophisticated center-meet sliding doors; an open-concept kitchen with a center island, overlooking a dining area and the great room; plus a lavish master suite that includes a private bath and two walk-in closets, with a convenient laundry room nearby.



ELEVATION A



ELEVATION B - SHOWN W/OPT. STONE

MAIN FLOOR



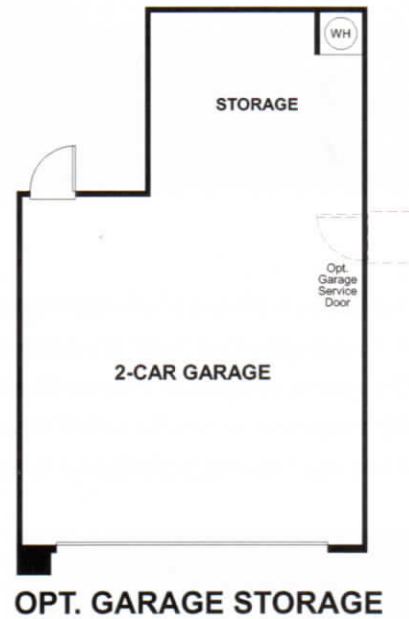
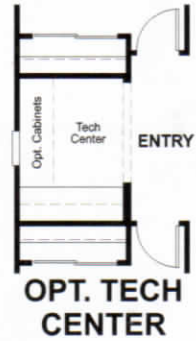
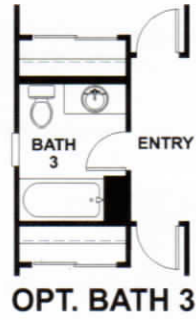
THIS PLAN'S PROJECTED
HERS® INDEX = 63*

Projected Rating Based on Plans – Field Confirmation required

How does this floor plan rate?

Take a look: **100** = Standard new home+ **130** = Typical resale Home++
 The lower number, the better! Refer to the RESNET® HERS index brochure or go to www.RESNET.us and www.HERSindex.com

MAIN FLOOR OPTIONS



What's a HERS® Index? HERS stands for Home Energy Rating System, a system created by RESNET® to measure home energy efficiency. A Projected HERS index or rating is a computer simulation performed prior to construction by a third-party HERS rater using RESNET-accredited rating software, rated feature and specification data derived from home plans, features and specifications, and other data selected or assumed by the rater. The projected HERS index is approximate and is subject to change without notice. Actual results will vary.